

School Plan Overview

School and Student Performance Data

Student Population

2022-23 Student Population			
Total Enrollment	Socioeconomically Disadvantaged	English Learners	Foster Youth
518	87.1	38	0.8
Total Number of Students enrolled in Poplar Elementary School.	Students who are eligible for free or reduced priced meals; or have parents/guardians who did not receive a high school diploma.	Students who are learning to communicate effectively in English, typically requiring instruction in both the English Language and in their academic courses.	Students whose well being is the responsibility of a court.

2022-23 Enrollment for All Students/Student Group		
Student Group	Total	Percentage
English Learners	197	38
Foster Youth	4	0.8
Homeless	8	1.5
Socioeconomically Disadvantaged	451	87.1
Students with Disabilities	73	14.1

Enrollment by Race/Ethnicity		
Student Group	Total	Percentage
African American	5	1
Asian	1	0.2
Filipino	3	0.6

Enrollment by Race/Ethnicity		
Student Group	Total	Percentage
Hispanic	498	96.1
Pacific Islander	1	0.2
White	10	1.9

2023 Fall Dashboard Overall Performance for All Students

Academic Performance

English Language Arts



Orange

Mathematics



Yellow

English Learner Progress

Orange

Academic Engagement

Chronic Absenteeism

Yellow

Conditions & Climate

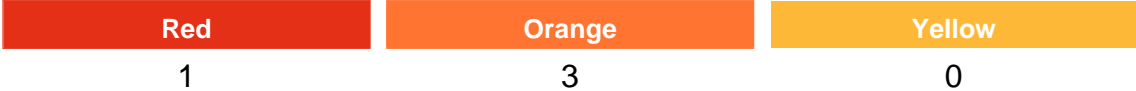
Suspension Rate

Green





School and Student Performance Data

Academic Performance English Language Arts

2023 Fall Dashboard English Language Arts Equity Report



2023 Fall Dashboard English Language Arts Performance by Race/Ethnicity

African American	American Indian	Asian	Filipino
<p>Less than 11 Students</p> <p align="center">1 Student</p>	<p align="center"></p> <p align="center">No Performance Color</p> <p align="center">0 Students</p>	<p align="center"></p> <p align="center">No Performance Color</p> <p align="center">0 Students</p>	<p>Less than 11 Students</p> <p align="center">1 Student</p>
Hispanic	Two or More Races	Pacific Islander	White
<p align="center"></p> <p align="center">Orange</p> <p align="center">50 points below standard</p> <p align="center">Maintained 0 points</p> <p align="center">272 Students</p>	<p align="center"></p> <p align="center">No Performance Color</p> <p align="center">0 Students</p>	<p>Less than 11 Students</p> <p align="center">1 Student</p>	<p>Less than 11 Students</p> <p align="center">1 Student</p>

2023 Fall Dashboard English Language Arts Data Comparisons for English Learners

Current English Learner	Reclassified English Learners	English Only
<p align="center">81.2 points below standard</p> <p align="center">Increased +10.7 points</p> <p align="center">106 Students</p>	<p align="center">47.8 points above standard</p> <p align="center">Increased Significantly +16.5 points</p> <p align="center">20 Students</p>	<p align="center">46.9 points below standard</p> <p align="center">Maintained +2 points</p> <p align="center">116 Students</p>

School and Student Performance Data

Academic Performance

Mathematics

2023 Fall Dashboard Mathematics Performance by Race/Ethnicity

African American

Less than 11 Students

1 Student

American Indian

No Performance Color

0 Students

Asian

School and Student Performance Data

Academic Performance

English Learner Progress

2023 Fall Dashboard Student English Language Acquisition Results

Decreased One ELPI Level	Maintained ELPI Level 1, 2L, 2H, 3L, or 3H	Maintained ELPI Level 4	Progressed At Least One ELPI Level
31	54	0	65

2023 Fall Dashboard College/Career Report for All Students/Student Group

School and Student Performance Data





Academic Engagement Chronic Absenteeism



2023 Fall Dashboard Chronic Absenteeism Equity Report

Red	Orange	Yellow	Green	Blue
0	1	3	0	0

2023 Fall Dashboard Chronic Absenteeism for All Students/Student Group

All Students	English Learners	Foster Youth
 Yellow 36.6% Chronically Absent Declined Significantly -3.7 549 Students	 Yellow 34.9% Chronically Absent Declined Significantly -5.1 218 Students	Less than 11 Students 9 Students
Homeless	Socioeconomically Disadvantaged	Students with Disabilities
30.8% Chronically Absent 0 13 Students	 Yellow 37.9% Chronically Absent Declined Significantly -3.8 480 Students	 Orange 47.3% Chronically Absent Declined -9.4 93 Students

2023 Fall Dashboard Chronic Absenteeism by Race/Ethnicity

African American

Less than 11 Students

6 Students

American Indian

School and Student Performance Data

Academic Engagement

Graduation Rate

2023 Fall Dashboard Graduation Rate for All Students/Student Group

All Students

English Learners

Foster Youth

Homeless

Socioeconomically Disadvantaged

Students with Disabilities

2023 Fall Dashboard Graduation Rate by Race/Ethnicity

African American

American Indian

Asian

Filipino

Hispanic

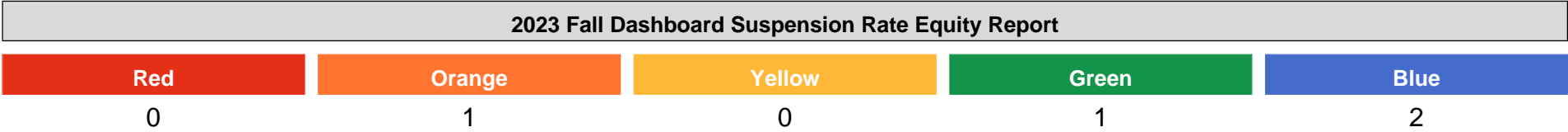
Two or More Races

Pacific Islander

White

School and Student Performance Data

Conditions & Climate Suspension Rate



2023 Fall Dashboard Suspension Rate by Race/Ethnicity

African American	American Indian	Asian	Filipino
Less than 11 Students 6 Students	No Performance Color 0 Students	Less than 11 Students 1 Student	Less than 11 Students 3 Students

Hispanic

Blue


Analysis of Qualitative Data

Classroom Observations

Analysis of Instructional Program

Standards, Assessment, and Accountability

Staffing and Professional Development




Teaching and Learning

--	--

Opportunity and Equal Educational Access

--

Parental Engagement



ELD Evaluation

Has Designated ELD been implemented effectively?



SWP Requirements

SWP Requirements:	DESCRIPTIONS OF HOW THE PROVISIONS WILL BE CARRIED OUT	TIMEFRAME(s)
	<ul style="list-style-type: none"> • • 	<ul style="list-style-type: none"> • •
	<ul style="list-style-type: none"> • • • • • • • • • • • • 	<ul style="list-style-type: none"> • • •

LEA/School GOAL 1: Students will demonstrate improved academic growth and achievement through access to high quality educators, academic programs, and instructional resources that increase engagement and unlock potential.

CAASPP Data Analysis – ALL Students

Achievement Trends:

--

Growth Trends:

--

CAASPP Data Analysis – ALL Students

Identified Areas of Strength:

Identified Needs (Areas for Growth):

List Student Groups in Need of Targeted Support (underperforming compared to the ALL-student group):

MAP Data Analysis – ALL Students

Achievement Trends:

CA Dashboard Analysis (Academic Indicator) - ALL Students

Empty box for CA Dashboard Analysis content.

Site Measures for Evaluating Actions/Services

Description of Site-Specific Data Collected for Progress-Monitoring

Empty box for Description of Site-Specific Data Collected for Progress-Monitoring.

Identified Areas of Strength:

Empty box for Identified Areas of Strength.

Identified Needs (Areas for Growth):

Empty box for Identified Needs (Areas for Growth).

2024-25 Evidence-based Actions/Services	Metric(s) for evaluating Action/Service	Pupils to be served	Person(s) Responsible	2024-25 Estimated Cost	
				Title 1	SUPC
• • •					
• •					


2024-25 Evidence-based Actions/Services	Metric(s) for evaluating Action/Service	Pupils to be served	Person(s) Responsible	2024-25 Estimated Cost	
				Title 1	SUPC

Planned Improvements in Student Performance

LEA/School GOAL 1a Academic Growth for ELA: English Learner will demonstrate improved academic growth and achievement in writing through the use of graphic organizers.			
School Metrics/Indicators	Previous Year Outcome	Current Outcomes	Future Expected Outcomes
	•		
	•		

LEA/School GOAL 1a Academic Growth for ELA:
English Learner will demonstrate improved academic growth and achievement in writing through the use of graphic organizers.

CAASPP Data Analysis – EL Students



MAP Data Analysis – EL Students

Identified Needs (Areas for Growth):

CA Dashboard Analysis (Academic Indicator) – EL Students

How does the EL Student Group achievement compare to the All-Student Group?

How does the EL Student Group growth compare to the All-Student Group?

Site Measures for Evaluating Actions/Services

Description of Site-Specific Data Collected for Progress-Monitoring

Identified Areas of Strength:

Identified Needs (Areas for Growth):

LEA/School GOAL 1b Language Needs of EIs:
English Learners will demonstrate English Language proficiency growth in speaking and listening.

LEA/School GOAL 2: Students will demonstrate grade level literacy skills by the end of 3rd grade.

School Metrics/Indicators	Previous Year Outcome	Current Outcomes	Future Expected Outcomes
	•		

CAASPP Data Analysis – 3rd Grade ELA

Achievement Trends:

--

Growth Trends

--

Unfunded School Site Council Priorities

Actions/Services

Pupils to be served

Estimated Cost

Person(s) Responsible

.

Actions/Services	Pupils to be served	Estimated Cost	Person(s) Responsible

Programs Included in this Plan

Federal Programs	Allocation
Title I, Part A: Allocation	
Title I, Part A: Carryover	



School Site Council Membership



Name of School:

The School Site Council (SSC) recommends this school plan and p
district governing board for approval and assures the board of th

1. The SSC is correctly constituted and was formed in accordance v
state law.
2. The SSC reviewed its responsibilities under state law and district
including those board policies relating to material changes in th
Achievement (SPSA) requiring board approval.
3. The SSC sought and considered all recommendations from the fi
before adopting this plan
- English Learner Advisory Committee Signatu
- Other committees established by the school or district (spec
4. The SSC reviewed the content requirements for school plans of p
believes all such content requirements have been met, including
board policies and in the local educational agency plan.
5. This SPSA is based on a thorough analysis of student academic pe
herein form a sound, comprehensive, coordinated plan to reach s
student academic performance.
6. This SPSA was adopted by the SSC at a public meeting on: May 15, 2024

Attest



Typed name of ol Principal

of Sch



Typed name of SSC Chairperson

Signature of SSC Chairp-